



## Features

- 1/4" Round / Single-Turn / Cermet Industrial / Sealed
- 5 standard terminal styles
- Tape and reel packaging available
- Listed on the QPL for style RJ50 per MIL-PRF-22097 and RJR50 per High-Rel MIL-PRF-39035
- RoHS compliant\* version available
- For trimmer applications/processing guidelines, [click here](#)

# 3329 - 1/4" Round Trimpot® Trimming Potentiometer

### Electrical Characteristics

Standard Resistance Range ..... 10 to 1 megohm  
 (see standard resistance table)  
 Resistance Tolerance .....  $\pm 10\%$  std.  
 (closer tolerance available)  
 Absolute Minimum Resistance ..... 1 % or 2 ohms  
 (whichever is greater)  
 Contact Resistance Variation ..... 3.0 % or 3 ohms max.  
 (whichever is greater)  
 Adjustability  
 Voltage .....  $\pm 0.05\%$   
 Resistance .....  $\pm 0.15\%$   
 Resolution ..... Infinite  
 Insulation Resistance ..... 500 vdc.  
 1,000 megohms min.  
 Dielectric Strength  
 Sea Level ..... 600 vac  
 80,000 Feet ..... 250 vac  
 Adjustment Angle ..... 240° nom.

### Environmental Characteristics

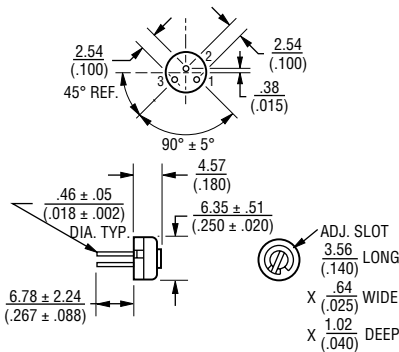
Power Rating @ 85 °C (300 volts max.) ..... 0.5 watt  
 Power Rating @ 150 °C ..... 0 watt  
 Temperature Range ... -55 °C to +150 °C  
 Temperature Coefficient ...  $\pm 100$  ppm/°C  
 Seal Test ..... 85 °C Fluorinert†  
 Humidity ..... MIL-STD-202 Method 103  
 96 hours  
 (3 %  $\Delta$ TR, 10 Megohms IR)  
 Vibration ..... 30 G (1 %  $\Delta$ TR; 1 %  $\Delta$ VR)  
 except "P" pin style  
 Shock ..... 100 G (1 %  $\Delta$ TR; 1 %  $\Delta$ VR)  
 Load Life ..... 1,000 hours 0.5 watt @ 85 °C  
 (3 %  $\Delta$ TR; 3 % CRV)  
 Rotational Life ..... 200 cycles  
 (4 %  $\Delta$ TR; 4 % CRV)

### Physical Characteristics

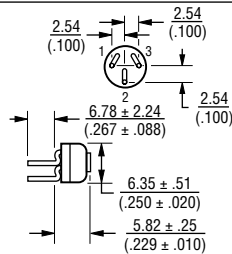
Mechanical Angle ..... 260° nom.  
 Torque ..... 5.0 oz-in. max.  
 Stop Strength ..... 5.0 oz-in. min.  
 Terminals ..... Solderable pins  
 Weight ..... 0.02 oz.  
 Marking ..... Manufacturer's trademark,  
 resistance code, date code,  
 manufacturer's model number  
 and style  
 Wiper ..... 50 % (Actual TR)  $\pm 10\%$   
 Standard Packaging ..... 50 pcs. per tube  
 Adjustment Tool ..... H-90

### Product Dimensions

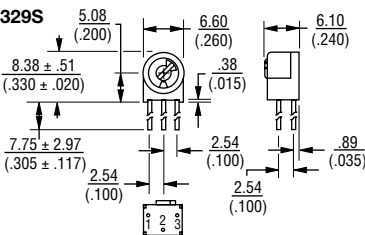
3329H



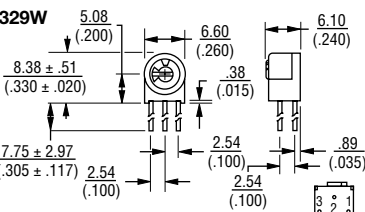
3329P



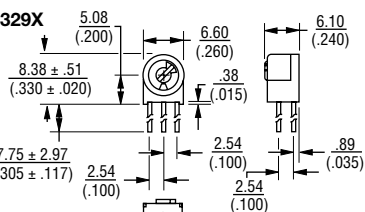
3329S



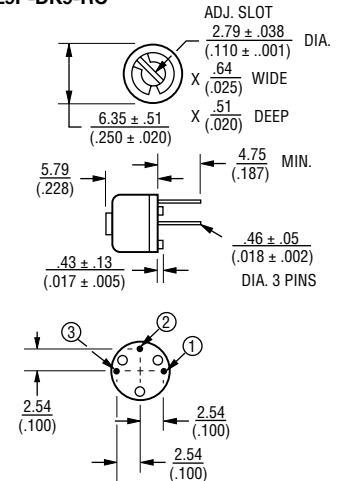
3329W



3329X

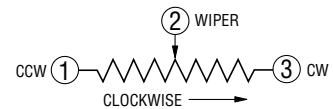


3329P-DK9-RC



DIMENSIONS: MM (INCHES)

TOLERANCES:  $\pm 0.25$  (.010) EXCEPT WHERE NOTED



### How To Order

Model **3329 M - 1 - 103** LF

Style \_\_\_\_\_

Standard or Modified Product Indicator  
 -1 = Standard Product  
 -DK9 = Plastic Spacer

Resistance Code \_\_\_\_\_

Packaging Designator  
 Blank = Tube (Standard)  
 R = Tape and Reel (M and U Pin Styles Only)  
 A = Ammo Pack (M and U Pin Styles Only)

Terminations  
 LF = 100 % Tin-plated (RoHS compliant)  
 Blank = 90 % Tin / 10 % Lead-plated (Standard)

Consult factory for other available options.

Tape and reel material meets Antistatic ANSI/ESD 5541-2003 packaging standards.

\*RoHS Directive 2002/95/EC Jan. 27, 2003 including annex and RoHS Recast 2011/65/EU June 8, 2011.

†"Fluorinert" is a registered trademark of 3M Co.

Specifications are subject to change without notice.

The device characteristics and parameters in this data sheet can and do vary in different applications and actual device performance may vary over time.

Users should verify actual device performance in their specific applications.

# 3329 - 1/4 " Round Trimpot® Trimming Potentiometer

# BOURNS®

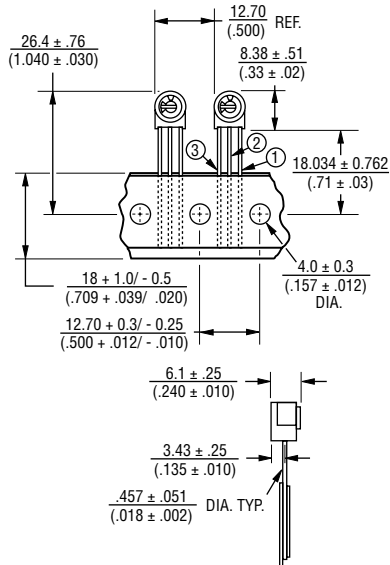
## Standard Resistance Table

Resistance (Ohms)	Resistance Code
10	100
20	200
50	500
<b>100</b>	<b>101</b>
<b>200</b>	<b>201</b>
<b>500</b>	<b>501</b>
<b>1,000</b>	<b>102</b>
<b>2,000</b>	<b>202</b>
<b>5,000</b>	<b>502</b>
<b>10,000</b>	<b>103</b>
<b>20,000</b>	<b>203</b>
<b>25,000</b>	<b>253</b>
<b>50,000</b>	<b>503</b>
<b>100,000</b>	<b>104</b>
200,000	204
250,000	254
500,000	504
1,000,000	105

Popular distribution resistance values listed in boldface. Special resistances available.

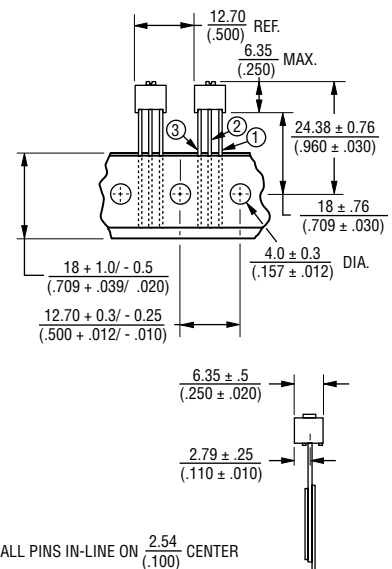
## Packaging Specifications

### SIDE ADJUST 3329M-1



ALL PINS IN-LINE ON  $\frac{2.54}{(.100)}$  CENTER  
 DIMENSIONS:  $\frac{MM}{(INCHES)}$   
 1000/REEL/BOX

### TOP ADJUST 3329U-1



ALL PINS IN-LINE ON  $\frac{2.54}{(.100)}$  CENTER  
 DIMENSIONS:  $\frac{MM}{(INCHES)}$   
 1000/REEL/BOX

Meets EIA Specification 468.

REV. 05/16

"Trimpot" is a registered trademark of Bourns, Inc. Specifications are subject to change without notice. Users should verify actual device performance in their specific applications.

The device characteristics and parameters in this data sheet can and do vary in different applications and actual device performance may vary over time.